

The Finer Points of Pen and Ink

with
Cheryl Knowles-Harrigan



©All curriculum and handouts are the property of Cheryl Knowles-Harrigan and permission must be granted for use and distribution.

URL for post-class resources:
<https://ckharts.com/the-finer-points-of-pen-ink/>

Some Basic Terms

Achromatic – Black, white, and gray (lacking any color).

Biomorphic – Relating natural forms to simple geometric shapes.

Chiaroscuro – In drawing and painting the use of light and dark to create the illusion of three-dimensional forms on a 2-dimensional surface.

Composition – The organization of objects or the formal elements (line, shape, color, value, texture, space) in a work of art. (The thumbnail is a small version of a compositional sketch.)

Gestural Drawing – A loose, spontaneous drawing in line that explores the spirit of what you see. Fast!

Grayscale – Lights and darks made from black and white.

Hatching – Parallel lines that when placed closely together darken in value.

Crosshatching – lines that move perpendicular to that form.

Light Source – The direction of the light which is critical to the direction and length of shadows.

Observational Drawing – Drawing strictly from observation. (No pictures of 2-dimensional references.)

Picture plane – The actual surface (flat) on which the art occurs.

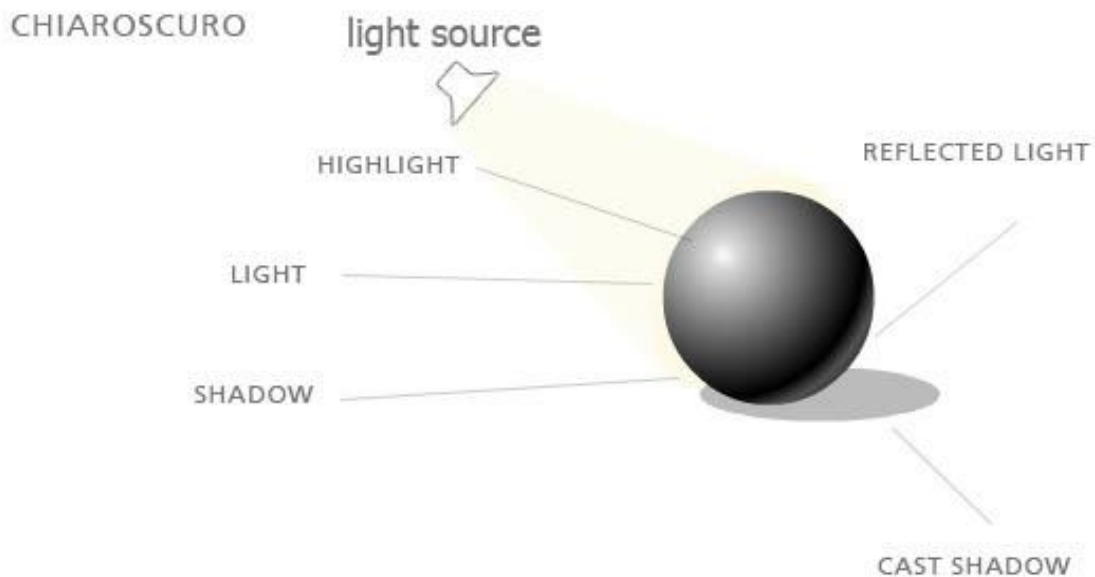
Two dimensional – A flat plane surface.

Three dimensional – A form that has mass, width, volume, and depth. It occupies space.

Value Pattern – A pattern of lights and darks that relates directly to the source of light.

Value – Light and darks in a work of art.

Wash Drawing – any pigment that is diluted and brushed to create value in a drawing in liquid form.



So what will you learn today...

- You will practice the application of ink and wash using a variety of techniques.
- You will follow the actual contour of an object to create volumes.
- You will develop convincing value through pen and ink techniques.
- You will integrate an effective background to increase the drama in your composition.
- You will explore the methods of the Old Masters and gain a greater appreciation for their technique(s) and skill level.

Want to learn more after the workshop?

There is a private resource area for workshop participants on Cheryl's Website.

URL for post-class resources:

<https://ckharts.com/the-finer-points-of-pen-ink/>

Our Agenda

Overview

About pen, ink, and aqueous media
The sketchbook and why it is so important
Supports
Preparing paper for later day exercise (sepia ground)

The Dip Pen

Nibs and no-nos (Crow quill and steel bowl nibs)
Mark making – types of shading - scales
The Lion – Rembrandt
The horse - da Vinci
Drawing natural forms (value, stroke patterns, preserving highlights)
Creating Washes (4-5 Values)
The Old Masters – how did they do it so well?

The Cartridge Pen

Cartridge vs. Sharpies
Drawing with the cartridge pen
Adding achromatic washes

Other Options

Faber Castell Brush Pens
Dr. Martins Watercolor Inks (2 different Bombay sets)
Fountain pens
Microns

Working on Stained Paper

Can be done with coffee, tea, or watercolors.

What is Ink?

- Generally permanent
- Has shellac added to make waterproof
- Comes in a variety of densities
- Can be used in a variety of pens
- Is ancient - Chinese used it for calligraphy and also for scroll painting

About Watercolor & Pen and Ink

- Can be incredibly strong or weak
- Ink can be applied in both a regulated, dry fashion such as parallel strokes and crosshatch
- Watercolor can be applied to permanent Indian inks to give color and volume to the drawing.
- Lines should be descriptive of form – think sculpturally
 - Straight cross-hatching can have a flattening effect

What is wash drawing?

- Done with a brush
- Watercolor or ink is diluted to a variety of tones
- Allows quick application of a variety of tones (the more the water the lighter the wash)
- Is a perfect companion for inked line work

Exercises:

Exercise 1:

Brush Control

Purchase a lined notebook and practice making lines and “0s” (circular shapes with a brush). Put the lines close together and far apart.

Exercise 2:

Value Patterns in Black

Set up a still life and light it from one side. Do a contour line drawing with a Uniball pen. Then with a brush and India ink indicate value patterns in solid black.

Exercise 3:

Quick Sketches

Set up a still life and light it from one side. Mix a light and dark wash in watercolor or dilute India ink. Draw your still life in pen (no shading) and apply light and dark washes to the paper creating light and dark value patterns.

Exercise 4:

Suburban Sketching

Get a sketchbook, your mobile gear – pen (micron), a small watercolor set, and a container of water and brushes, and get out there.

Places to Get Your Art Stuff

Ratings: 1-5 dogs (5 dogs = best "overall" rating)     

Cheap Joes Art Stuff

1-800-227-2788

www.cheapjoes.com





Rating:     

Advice: Shop the sales. Shipping can be expensive. Usually very, very nice too!
Sign up for email promotions.

Daniel Smith (GOOD PAINTS)

Sales: (800) 426-6740

www.danielsmith.com

Rating:    

Advice: Good products, well stocked. Watch for sales.
Sign up for email promotions. Great for pigments - that is their new focus!

Dick Blick Now Carrying Utrecht

1330 Chestnut St in Philadelphia

www.dickblick.com

(215) 545-3214

Rating: Have not been there.

Advice: Have shopped through the catalog. Compare prices! They seem to have EVERYTHING!

Jerry's Artarama

www.jerrysartarama.com/

800-827-8478

Rating:     

Advice: Shop the sales. Shipping can be cheap if you shop the sales. Usually very, very helpful! Sign up for email promotions to take the most advantage of their discounts. My favorite online vendor for watercolor AND oil and anything drawing.

And there is always Amazon.

